


Connecting element FMCE-L

Tailor-made fixing of massive profiles FMP



Profile traverse to steel structure

Applications

- Fixing of pipes using threaded rods or set screws.
- For indoor and outdoor application.

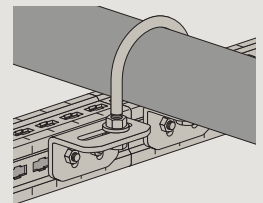
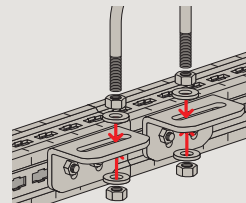
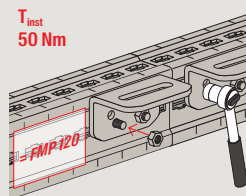
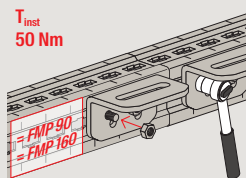
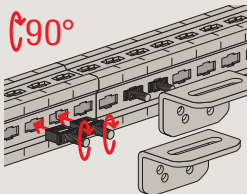
Advantages

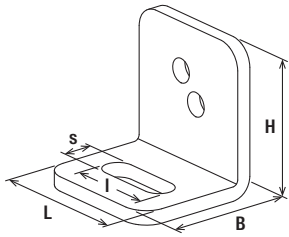
- The L-shaped connecting elements allow pipe clamps, U-bolts and elements with base plates to be easily connected.
- The L-connector FMCE-L can easily be attached to all 3 sizes of the FMP mounting profile after the FMHB hammer-head connector has been pre-positioned.

Properties

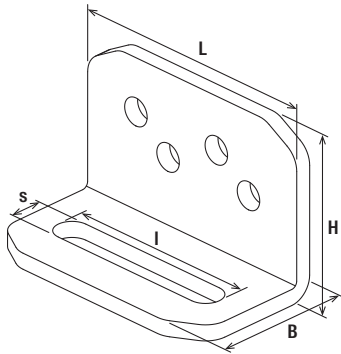
- Material: steel S235JR (material no. 1.0038) acc. to DIN EN 10025-2
- Zinc plating: hot-dip galvanised acc. to DIN EN ISO 1461

Installation FMCE-L





FMCE-L short



FMCE-L

Technical data

		Slot	Length	Width	Height	Sales unit
	Item no.	l x s	L	B	H	
Item		[mm]	[mm]	[mm]	[mm]	[pcs]
FMCE-L short M12	554239	50 x 13.5	80	71	84	20
FMCE-L short M16	554240	50 x 17.5	80	71	84	20
FMCE-L short M20	554241	50 x 22	80	71	84	20
FMCE-L M12	547818	100 x 13.5	130	71	84	10
FMCE-L M16	547819	100 x 17.5	130	71	84	10
FMCE-L M20	547820	100 x 22	130	71	84	10