
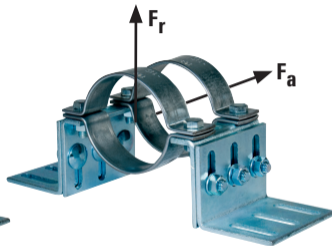


LASTEN




Festpunktschelle 1

Max. empfohlene Last
axial $F_a = 8000 \text{ N}$
radial $F_r = 4660 \text{ N}$



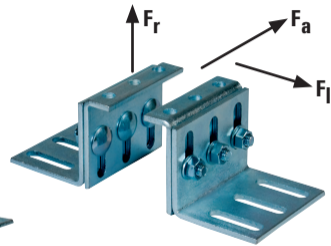
Festpunktschelle 2

Max. empfohlene Last
axial $F_a = 16000 \text{ N}$
radial $F_r = 9320 \text{ N}$



Festpunktschelle 3

Max. empfohlene Last
axial $F_a = 24000 \text{ N}$
radial $F_r = 13980 \text{ N}$



FFPK

Max. empfohlene Last Konsole
radial $F_r = 42000 \text{ N}$
quer $F_1 = 17500 \text{ N}$