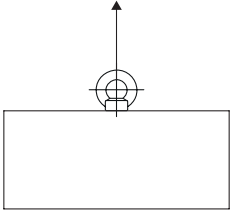
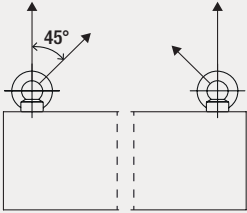
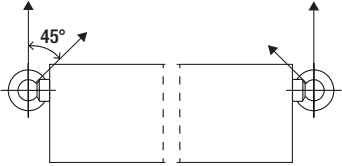


# Loads

Ring nut RI					
Recommended loads <sup>1)</sup> for ring nuts. The given loads apply for the use of ring nuts as permanent anchorage. For varying use of different components to be lifted ring nuts with next larger thread diameter has to be use (see DIN 582).					
Type		RI M8	RI M10	RI M12	
Thread size		M8	M10	M12	
Recommended load per ring nut for respective set-up $F_{rec}$					
Axial tension on single ring nut		[kN]	1.40	2.30	3.40
Axial or oblique tension up to 45° on a group of two ring nuts		[kN]	1.00	1.70	2.40
Shear or oblique tension up to 45° on a group of two ring nuts for lateral arrangement		[kN]	0.70	1.15	1.70

<sup>1)</sup> Required safety factors are considered.