




Lasten



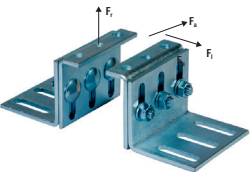
Festpunktschelle 1
Max. empfohlene Last
axial $F_a = 5500$ N
radial $F_r = 4660$ N



Festpunktschelle 2
Max. empfohlene Last
axial $F_a = 11000$ N
radial $F_r = 9320$ N



Festpunktschelle 3
Max. empfohlene Last
axial $F_a = 16500$ N
radial $F_r = 13980$ N



FFPK
Max. empfohlene Last Konsole
radial $F_r = 42000$ N
quer $F_q = 17500$ N