

## TELJESÍTMÉNYNYILATKOZAT

### DoP-FS-1007

fischer FiPW-E Pipe Wrap (\*Tűzgátló és tűzzáró termékek: Áttörési szigetelések)

HU

- A terméktípus egyedi azonosító kódja:** DoP-FS-1007
- Felhasználás célja(i):** Elválasztó elem tűzállóságának fenntartása azon a helyen, ahol a tűz továbbterjedhet, ld. a Mellékletet, különösen ezt a mellékletet, 1.
- Gyártó:** fischerwerke GmbH & Co. KG, Klaus-Fischer-Str. 1, 72178 Waldachtal, Németország
- A meghatalmazott képviselő:** -
- Az AVCP-rendszer(ek):** 1
- Az európai értékelési dokumentum:** EAD 350454-00-1104  
Európai műszaki értékelés: ETA-21/1061; 2021-12-13  
A műszaki értékelést végző szerv: ETA-Danmark A/S  
Bejelentett szerv(ek): 2531 - DBI Certification A/S
- A nyilatkozatban szereplő teljesítmény(ek):**  
**Biztonság tűz esetén (BWR 2)**  
Tűzzel szembeni viselkedés: Osztály E  
Tűzállóság: Mellékletek 5-17  
**Higiénia, egészség- és környezetvédelem (BWR 3)**  
Légáteresztő képesség (anyagtulajdonság): NPD  
Vízáteresztő képesség (anyagtulajdonság): NPD  
Veszélyes anyagok tartalma, kibocsátása és / vagy kibocsátása: Melléklet 2  
**Biztonsági használat (BWR 4)**  
Mechanikai ellenállás és stabilitás: NPD  
Ütésekkel/mozgásokkal szembeni ellenállás: NPD  
Tapadás: NPD  
Tartósság: Melléklet 3  
**Zaj elleni védelem (BWR 5)**  
Hangszigetelés: NPD  
**Energiatakarékosság és hőmegtartás (BWR 6)**  
Termikus tulajdonságok: NPD  
Páraáteresztő képesség: NPD
- Megfelelő műszaki dokumentáció és/vagy egyedi műszaki dokumentáció:** -

A fent azonosított termék teljesítménye megfelel a bejelentett teljesítmény(ek)nek. A 305/2011/EU rendeletnek megfelelően e teljesítménynyilatkozat kiadásáért kizárólag a fent meghatározott gyártó a felelős

A gyártó nevében és részéről aláíró személy:



Dr.-Ing. Oliver Geibig, Üzleti egységek és Mérnökségért felelős vezérigazgató  
Tumlingen, 2021-12-20



Jürgen Grün, Vegyi és Minőségért felelős vezérigazgató

Ez a Teljesítmény nyilatkozat különböző nyelveken elkészült. Vitás értelmezés esetén az angol verzió az irányadó.

A melléklet a (nyelvsemleges formában megadott) törvényi előírásokon túl önkéntesen megadott, kiegészítő információkat is tartalmaz angolul.

## 1 Technical Description of the Product

- 1) fischer FiPW-E Pipe Wrap is installed around combustible pipes to form a penetration seal used to reinstate the fire resistance performance of wall and floor constructions, where they have been provided with apertures for the penetration of combustible pipe services.
- 2) fischer FiPW-E Pipe Wrap is installed around the pipe at the soffit and upper face of floors and both faces of walls, depending on application and by applying a number of passes to reach the required thickness. Fixing specifications and number of passes are detailed in Annex A.
- 3) fischer FiPW-E Pipe Wrap can be used with fischer FiAM Intumescent Acoustic Mastic to seal the space between the combustible pipe and the aperture to close gap sizes as specified in Annex A.

## 2 Specification of the intended use(s) in accordance with the applicable European Assessment Document (hereinafter EAD)

The intended use of fischer FiPW-E Pipe Wrap is to reinstate the fire resistance performance of wall and floor constructions, where they are penetrated by various combustible pipe services.

The specific elements of construction that the fischer FiPW-E Pipe Wrap may be used is as follows:

Flexible walls: The wall must have a minimum thickness of 100 mm and comprise timber or steel studs line on both faces with minimum 2 layers of 12.5 mm thick, 'Type F' Gypsum boards according to EN 520. In timber stud walls, no part of the penetration seal shall be closer than 100 mm to a stud, and minimum 100 mm of insulation of class A1 or A2 according to EN 13501-1, is provided within the cavity between the penetration seal and the stud.

Rigid walls: The wall must have a minimum thickness of 100 mm and comprise of concrete, aerated concrete or masonry, with a minimum density of 650 km/m<sup>3</sup>.

Rigid floor: The floor must have a minimum thickness of 150 mm and comprise of concrete, aerated concrete or masonry, with a minimum density of 650 km/m<sup>3</sup>.

- 1) The supporting construction must be classified in accordance with EN 13501-2 for the required fire resistance period.
- 2) The system fischer FiPW-E Pipe Wrap may be used to provide a penetration seal with specific combustible pipes, single only (for details see Annex A).
- 3) Apertures in the separating element shall be maximum oversize with respect to the pipe diameter according to the tables listed in Annex A. The remaining annular space/gap shall be infilled with fischer FiAM Intumescent Acoustic Mastic. Apertures for the penetration of pipes shall be separated by a minimum of 200 mm.
- 4) The provisions made in this European Technical Assessment are based on an assumed working life of the fischer FiPW-E Pipe Wrap of 10 years, The indications given on the working life cannot be interpreted as a guarantee given by the producer, but are to be regarded only as a means for choosing the right products in relation to the expected economically reasonable working life of the works.
- 5) Services in walls shall be supported at maximum 400 mm from the face of the separating element for walls, and 400 mm above the surface of the floor.

### Use Category

Type X: Intended for use in conditions exposed to weathering.

### 3 Performance of The Product And References To The Methods Used For Its Assessment

Characteristic	Assessment of characteristic
<b>BWR 1 Mechanical resistance and stability</b>	
<b>BWR 2 Safety in case of fire</b>	
Reaction to fire	See clause 3.1.1
Resistance to fire	See Clause 3.1.2
<b>BWR 3 Hygiene, Health and the Environment</b>	
Release of dangerous substances	See Clause 3.2.1
<b>BWR 4 Safety in use</b>	
Durability and serviceability	See Clause 3.3.1
<b>BWR 5 Protection against noise</b>	
<b>BWR 6 Energy, Economy and Heat Retention</b>	

#### 3.1 Safety in case of fire

##### 3.1.1 Reaction to fire

fischer FiPW-E Pipe Wrap is classified **E** in accordance with EN 13501-1

##### 3.1.2 Resistance to fire

See Annex A.

#### 3.2 Hygiene, Health and the Environment.

##### 3.2.1 Content and release of Dangerous Substances

fischerwerke have presented a declaration that fischer FiPW-E Pipe Wrap releases no dangerous substances in compliance with Council Directive 67/548/EEC of 1st June 2015 on the approximation of the laws, regulations and administrative provisions of the Member States relating to restrictions on the marketing and use of certain dangerous substances and preparations (incl. All amendments and adaptations).

The manufacturer declares that the product contains no dangerous substances according to current European and National regulations.

fischerwerke has submitted a written declaration that the product and/or constituents of the product contains no substances which have been classified as dangerous according to Directive 67/548/EEC and Regulation (EC) No. 1272/2008 and listed in the 'indicative list on dangerous substances' of the EGDS – taking into account the installation conditions of the construction product and the release scenarios resulting from there.

In addition to the specific clauses relating to dangerous substances contained in this European Technical Assessment, there may be other requirements applicable to the products falling within its scope (e.g.

transposed European legislation and national laws, regulations and administrative provisions). In order to meet the provisions of the Construction Products Regulation, these requirements need also to be complied with, when and where they apply.

The use category of fischer FiPW-E Pipe Wrap in relation to BWR 3 (Hygiene, health and environment) is IA1, S/W3.

### **3.3 Safety and accessibility in use**

#### **3.3.1 Durability**

fischer FiPW-E Pipe Wrap has been tested in accordance with EOTA Technical Report - TR024 – Edition November 2006, EAD 350454-00-1104, Fire Stopping and Fire Sealing Products-Penetration Seals for type X, environmental conditions: Products for penetration seals intended for outdoor use exposed to weathering – rain, UV, high temperatures, frost and frost-thaw in winter.

#### **4 Assessment and verification of constancy of performance (hereinafter AVCP) system applied, with reference to its legal base**

According to the decision 1999/454/EC of the European Commission the system of assessment and verification of constancy of performance (see Annex V to the Regulation (EU) No 305/2011) given in the following table apply:

<b>Products</b>	<b>Intended use(s)</b>	<b>AVCP System</b>
Fire stopping and fire sealing products	For fire compartmentation and/or fire protection or fire performance	System 1

# Annex A

## Resistance to Fire Classification of fischer FiPW-E Pipe Wrap

### A.1 Intumescent Thickness

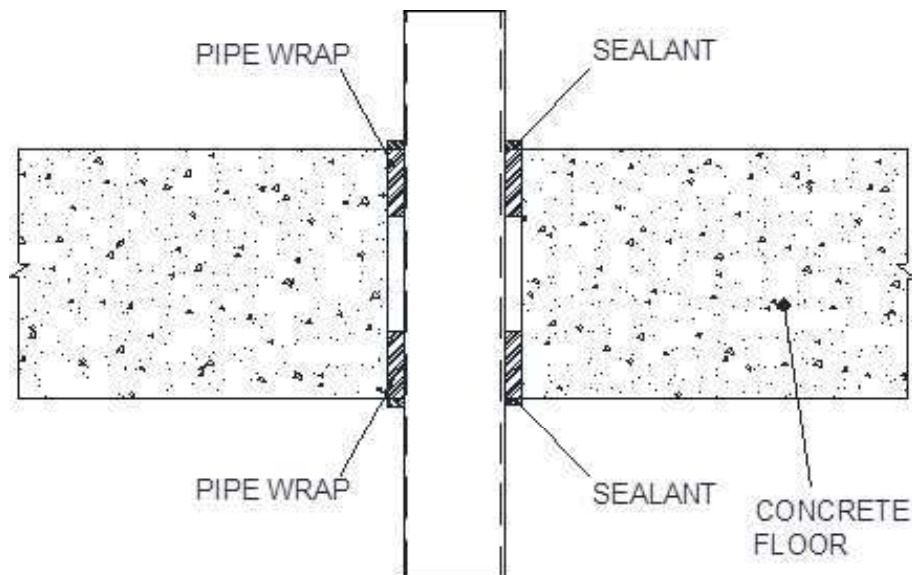
The permitted thickness of the intumescent material for various ranges of pipe diameters:

Intumescent Thickness	
Pipe Diameter	Intumescent Material
ø 32 mm - ø 50 mm	1 off 40 mm (W) x 2 (T)
ø 51 mm - ø 82 mm	2 off 40 mm (W) x 2 (T)
ø 83 mm - ø 115 mm	3 off 40 mm (W) x 2 (T)
ø 116 mm - ø 160 mm	4 off 40 mm (W) x 2 (T)
ø 161 mm - ø 200 mm	5 off 40 mm (W) x 2 (T)
ø 201 mm - ø 250 mm	6 off 40 mm (W) x 2 (T)

### A.2 Floor construction with thickness of minimum 150 mm

#### A.2.1 Penetration seal with fischer FiPW-E Pipe Wrap installed within both sides of rigid floor

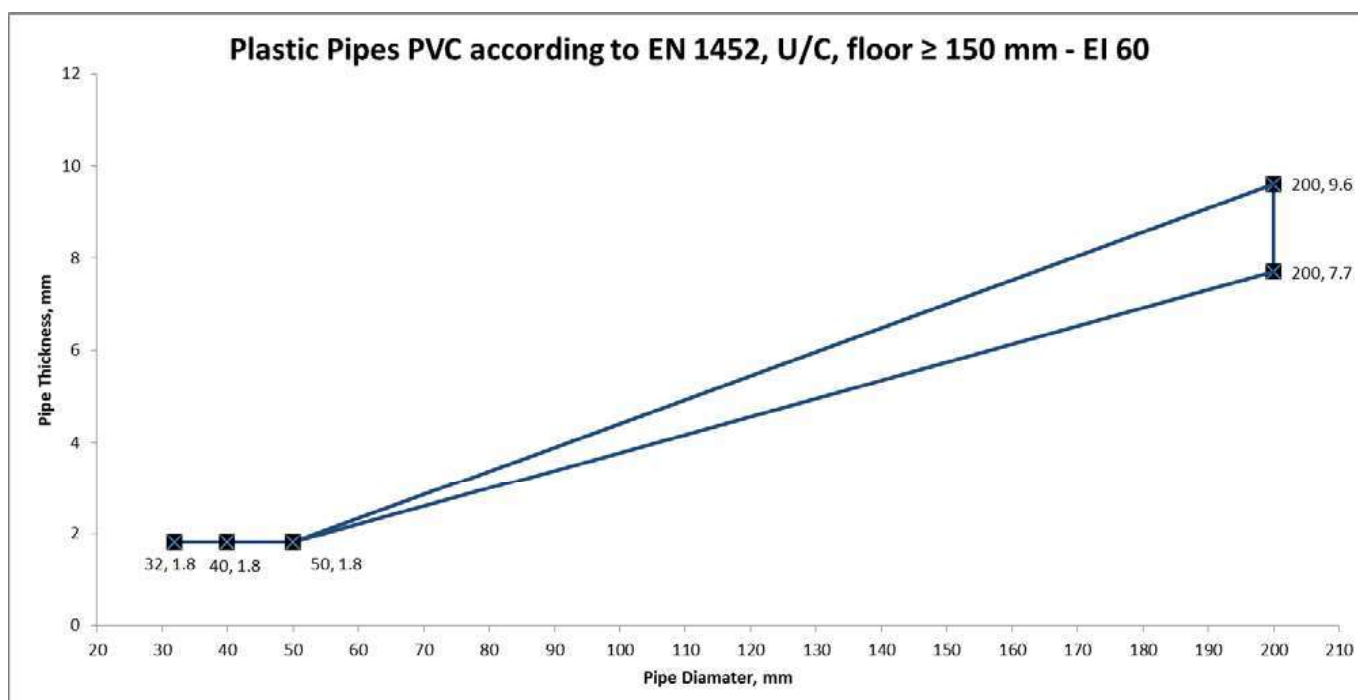
Construction details: Combustible pipes installed with a single fischer FiPW-E Pipe Wrap within both sides. Maximum annular space according to the tables listed in A.2.1.1 to A.2.1.3 filled with fischer FiAM Intumescent Acoustic Mastic.

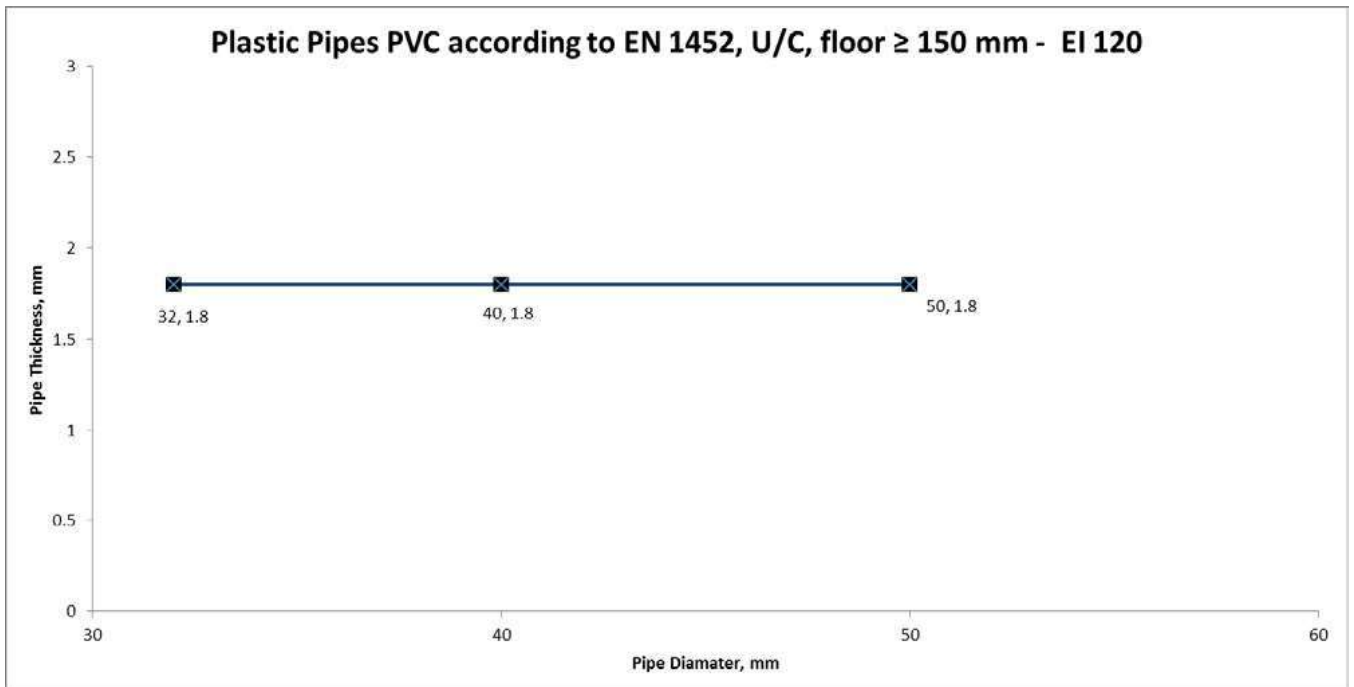
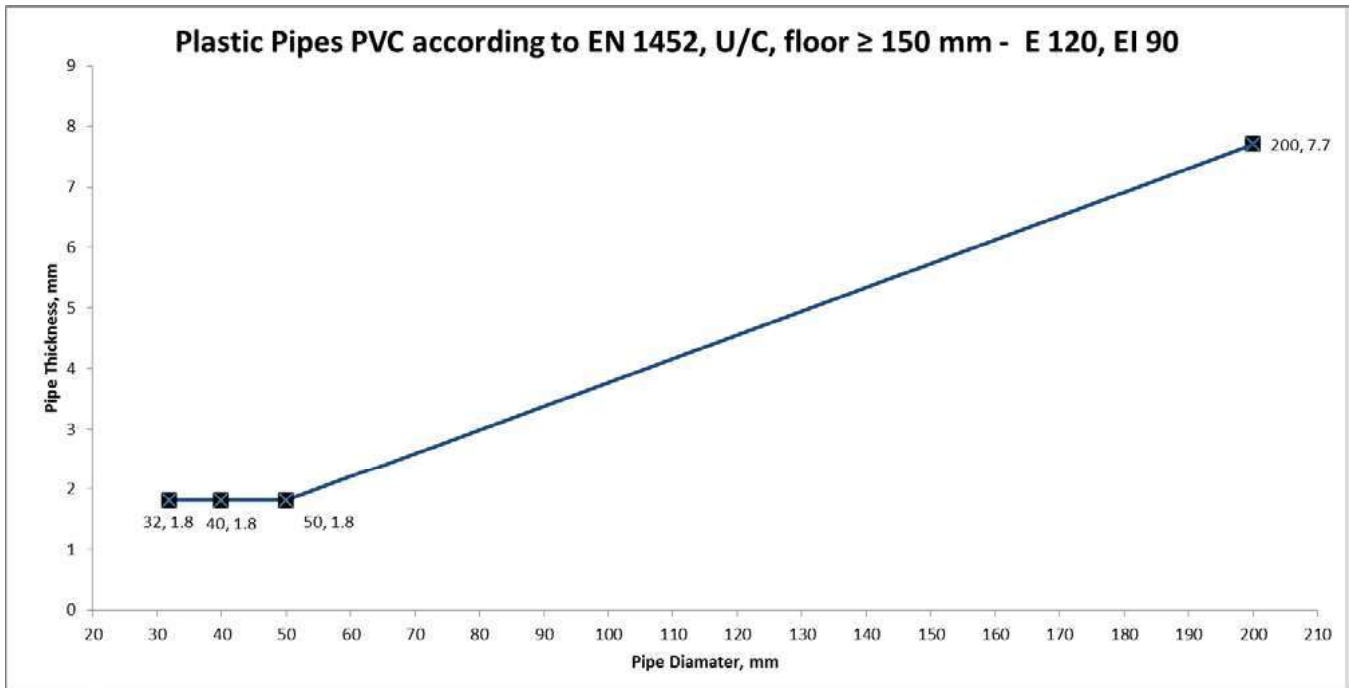


### A.2.1.1 PVC-U pipes with fischer FiPW-E Pipe Wrap installed within both sides of rigid floor

PVC pipes according to EN 1452 with fischer FiPW-E Pipe Wrap.

<b>fischer FiPW-E Pipe Wrap, Friction Fitted Flush to Both Sides of Rigid Floor (min 150 mm thick) PVC Pipes</b>			
<b>Penetration Specification</b>	<b>Wrap Size / Number</b>	<b>Annulus Space (mm)</b>	<b>Classification</b>
PVC Pipe 32 mm $\varnothing$ 1.8 mm wall thickness	1 off 40 mm (W) x 2 mm (T)	4	<b>EI 120 U/C</b>
PVC Pipe 40 mm $\varnothing$ 1.8 mm wall thickness			
PVC Pipe 50 mm $\varnothing$ 1.8 mm wall thickness			
PVC Pipe 200 mm $\varnothing$ 7.7 mm wall thickness	5 off 40 mm (W) x 2 mm (T)	12	<b>E 120U/C</b> <b>EI 90U/C</b>
PVC Pipe 200 mm $\varnothing$ 9.6 mm wall thickness			<b>EI 60 U/C</b>



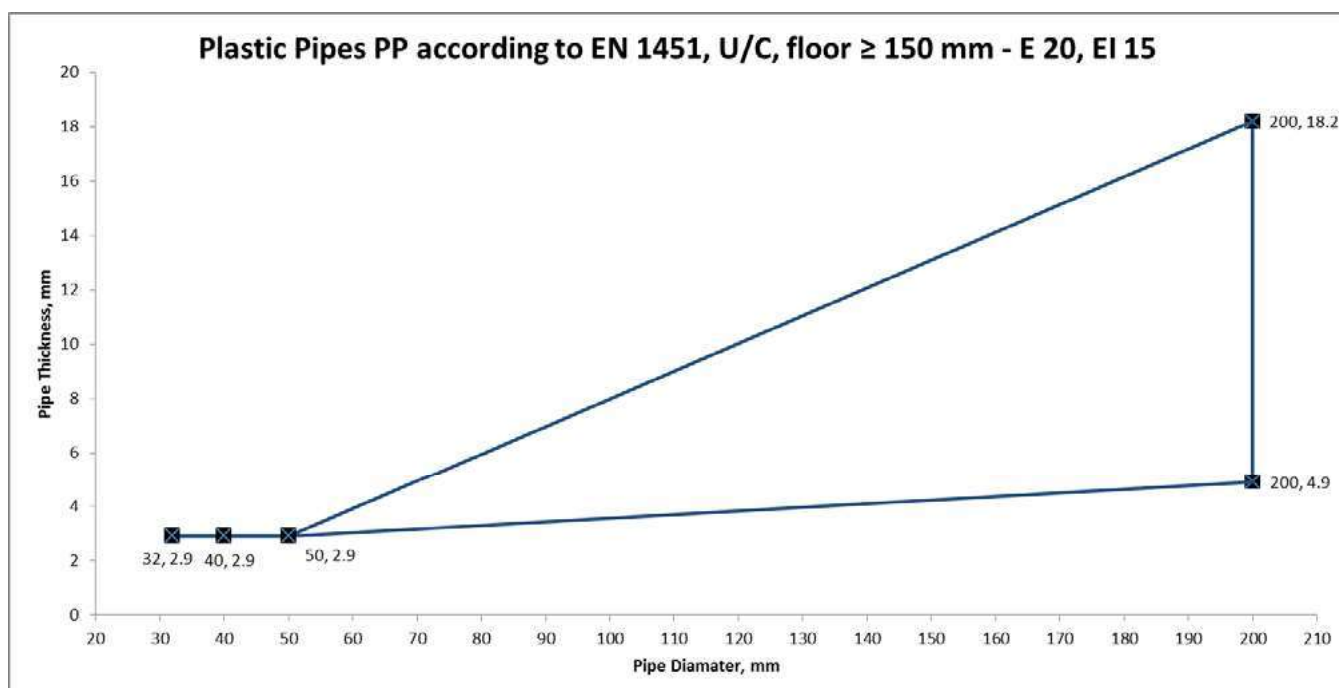


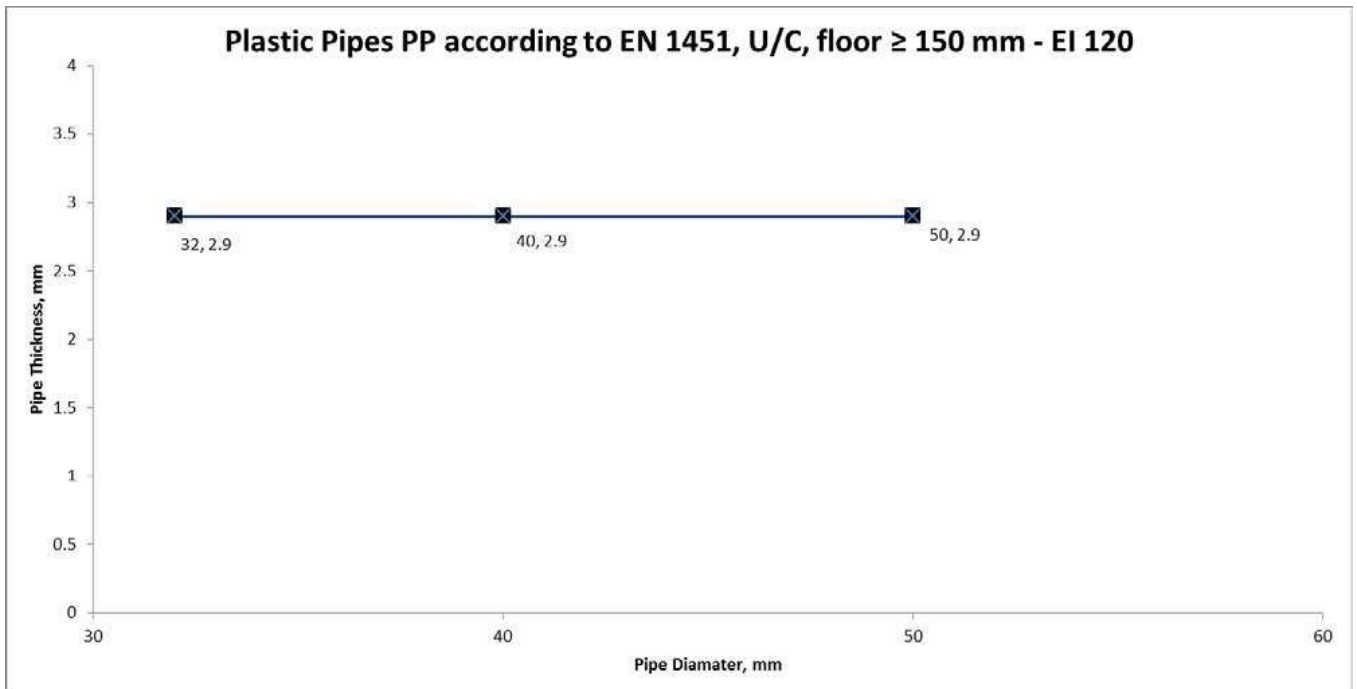
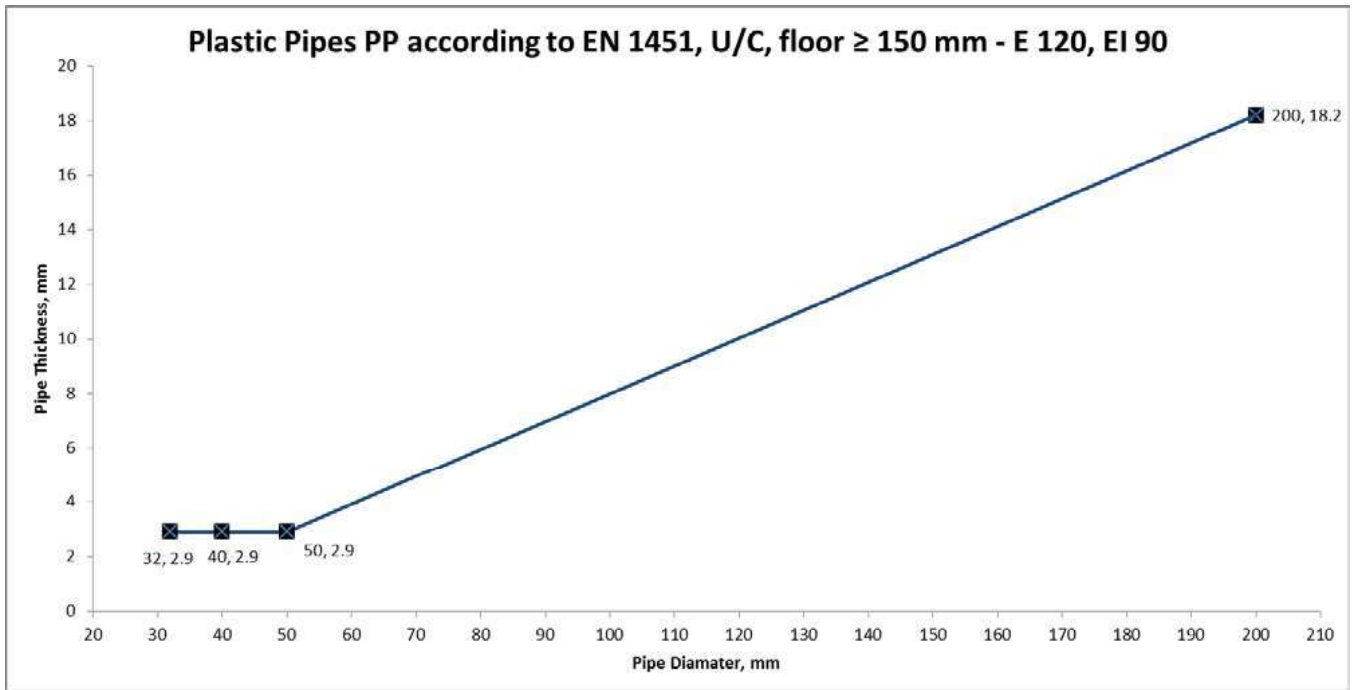


### A.2.1.2 PP pipes with fischer FiPW-E Pipe Wrap installed within both sides of rigid floor

PP pipes according to EN 1451 with fischer FiPW-E Pipe Wrap.

<b>fischer FiPW-E Pipe Wrap, Friction Fitted Flush to Both Sides of Rigid Floor (min 150 mm thick) PP Pipes</b>			
<b>Penetration Specification</b>	<b>Wrap Size / Number</b>	<b>Annulus Space (mm)</b>	<b>Classification</b>
PP Pipe 32 mm $\varnothing$ 2.9 mm wall thickness	1 off 40 mm (W) x 2 mm (T)	4	<b>EI 120 U/C</b>
PP Pipe 40 mm $\varnothing$ 2.9 mm wall thickness			
PP Pipe 50 mm $\varnothing$ 2.9 mm wall thickness			
PP Pipe 200 mm $\varnothing$ 4.9 mm wall thickness	5 off 40 mm (W) x 2 mm (T)	12	<b>E 20U/C</b> <b>EI 15U/C</b>
PP Pipe 200 mm $\varnothing$ 18.2 mm wall thickness			<b>E 120U/C</b> <b>EI 90U/C</b>

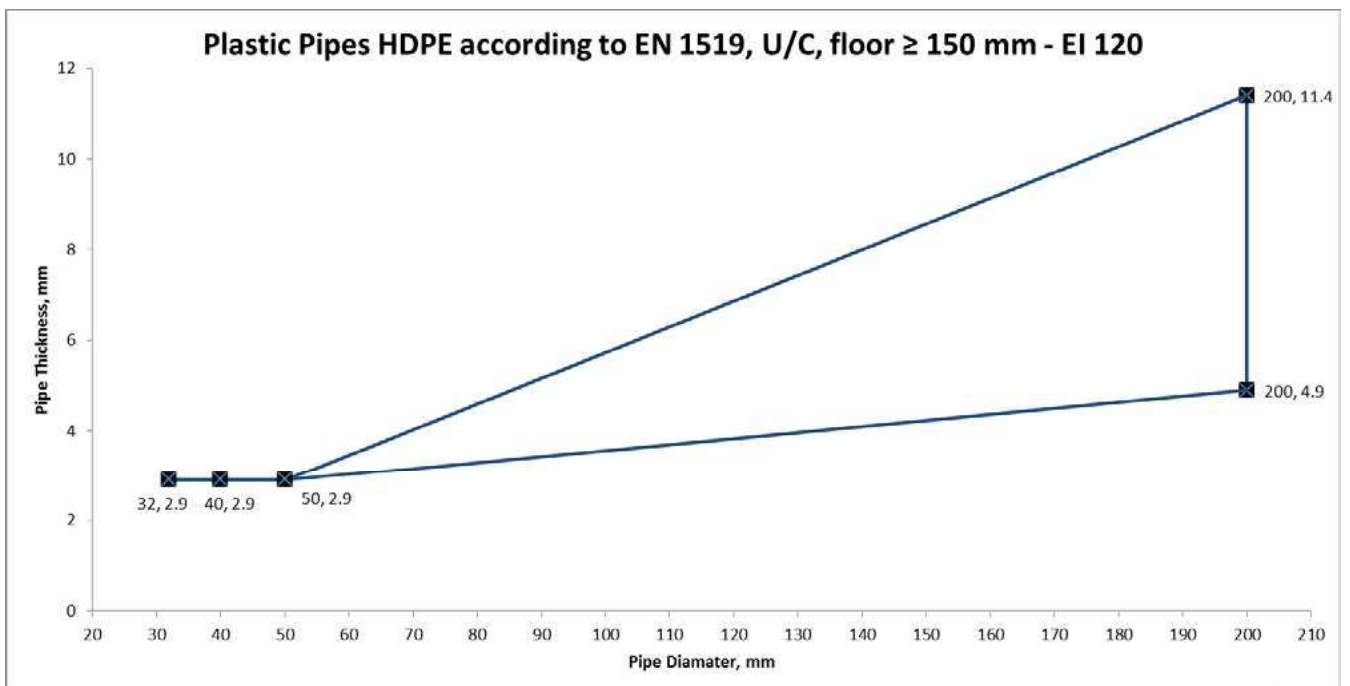




### A.2.1.3 HDPE pipes with fischer FiPW-E Pipe Wrap installed within both sides of rigid floor

HDPE pipes according to EN 1519 with fischer FiPW-E Pipe Wrap.

<b>fischer FiPW-E Pipe Wrap, Friction Fitted Flush to Both Sides of Rigid Floor (min 150 mm thick) HDPE Pipes</b>			
<b>Penetration Specification</b>	<b>Wrap Size / Number</b>	<b>Annulus Space (mm)</b>	<b>Classification</b>
HDPE Pipe 32 mm $\varnothing$ 2.9 mm wall thickness	1 off 40 mm (W) x 2 mm (T)	4	<b>EI 120 U/C</b>
HDPE Pipe 40 mm $\varnothing$ 2.9 mm wall thickness			
HDPE Pipe 50 mm $\varnothing$ 2.9 mm wall thickness			
HDPE Pipe 200 mm $\varnothing$ 4.9 mm wall thickness	5 off 40 mm (W) x 2 mm (T)	12	
HDPE Pipe 200 mm $\varnothing$ 11.4 mm wall thickness			

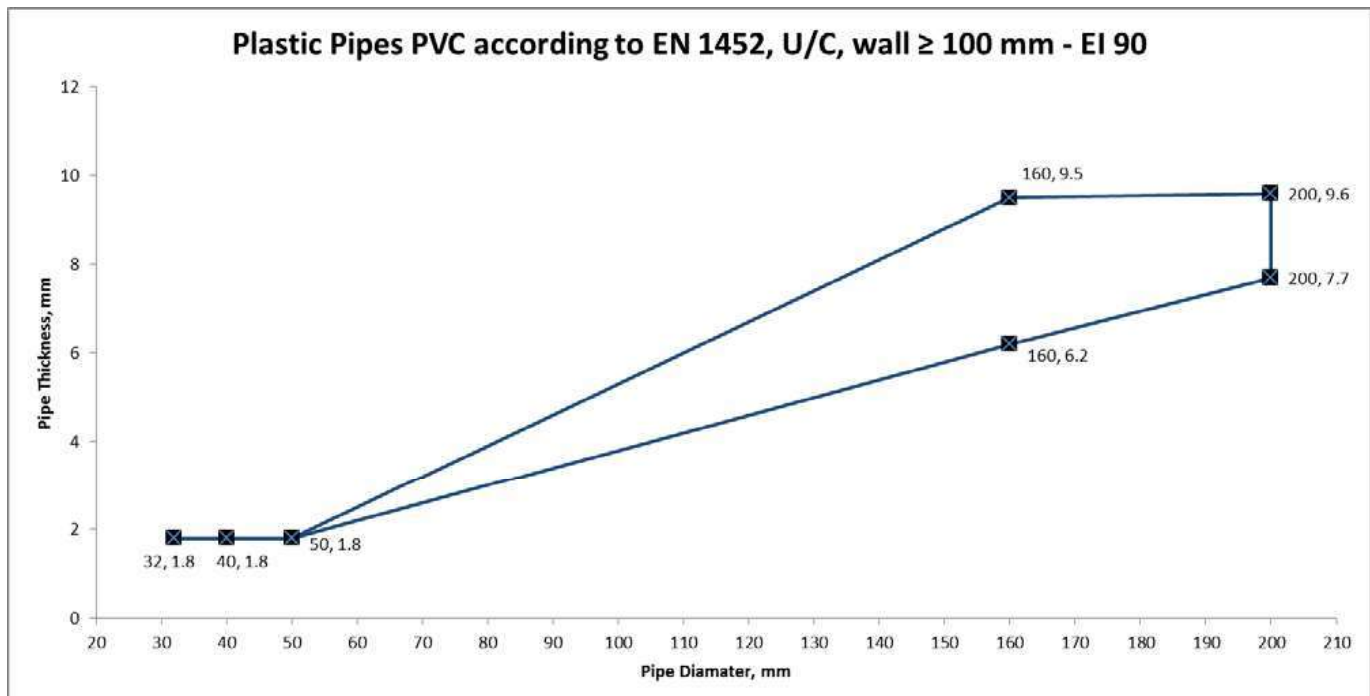




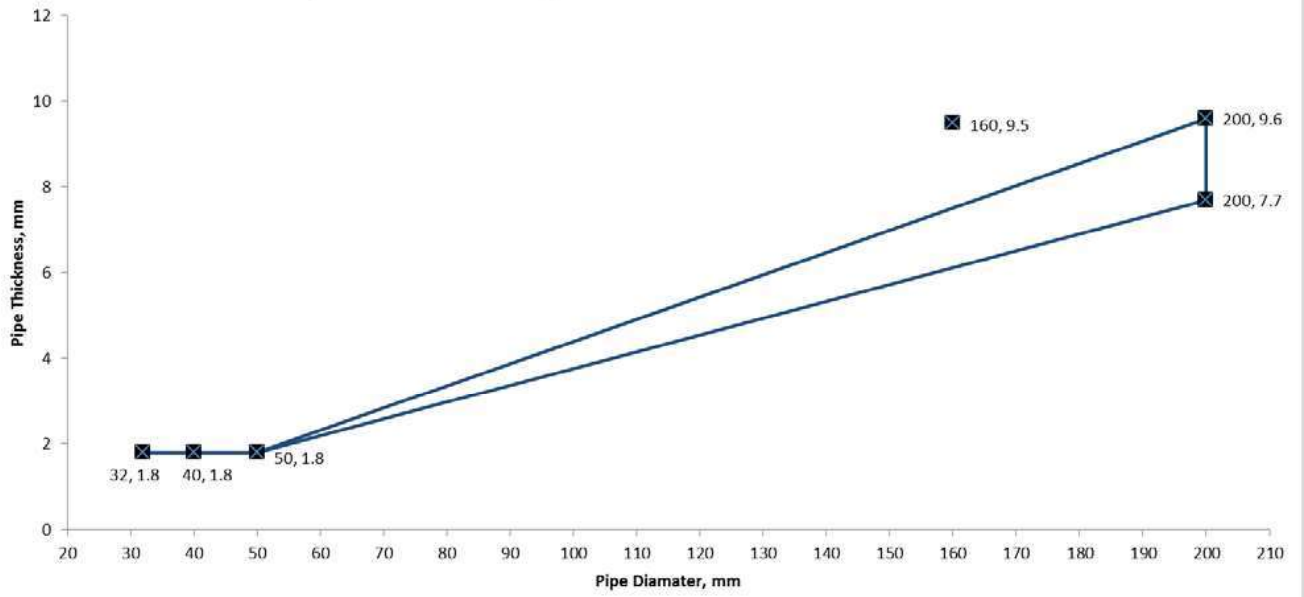
### A.3.1.1 PVC pipes with fischer FiPW-E Pipe Wrap installed within both sides of flexible or rigid wall

PVC pipes according to EN 1452 with fischer FiPW-E Pipe Wrap.

<b>fischer FiPW-E Pipe Wrap, Friction Fitted Flush to Both Sides of Flexible or Rigid Wall (min 100 mm thick) PVC Pipes</b>			
<b>Penetration Specification</b>	<b>Wrap Size / Number</b>	<b>Annulus Space (mm)</b>	<b>Classification</b>
PVC Pipe 32 mm $\varnothing$ 1.8 mm wall thickness	1 off 40 mm (W) x 2 mm (T)	4	<b>EI 120 U/C</b>
PVC Pipe 40 mm $\varnothing$ 1.8 mm wall thickness			
PVC Pipe 50 mm $\varnothing$ 1.8 mm wall thickness			
PVC Pipe 160 mm $\varnothing$ 6.2 mm wall thickness	4 off 40 mm (W) x 2 mm (T)	10	<b>EI 90 U/C</b>
PVC Pipe 160 mm $\varnothing$ 9.5 mm wall thickness			<b>EI 120 U/C</b>
PVC Pipe 200 mm $\varnothing$ 7.7 mm wall thickness	5 off 40 mm (W) x 2 mm (T)	12	
PVC Pipe 200 mm $\varnothing$ 9.6 mm wall thickness			



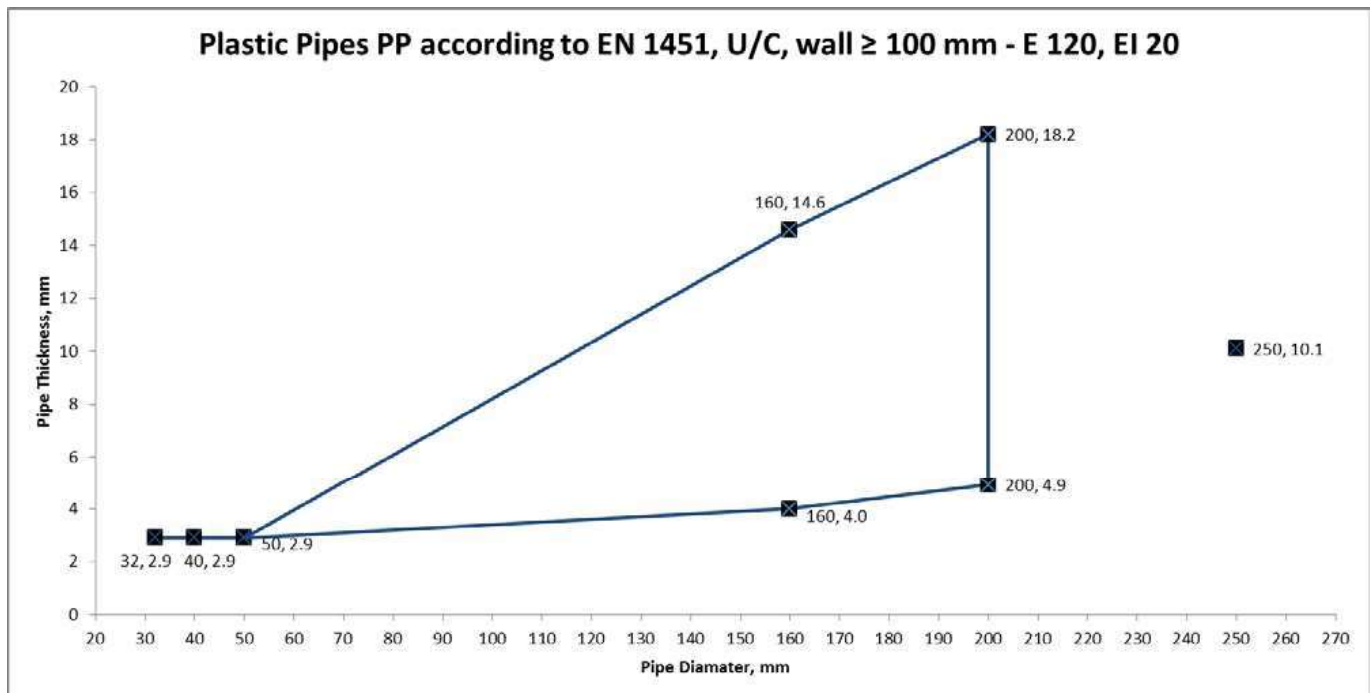
### Plastic Pipes PVC according to EN 1452, U/C, wall $\geq 100$ mm - EI 120



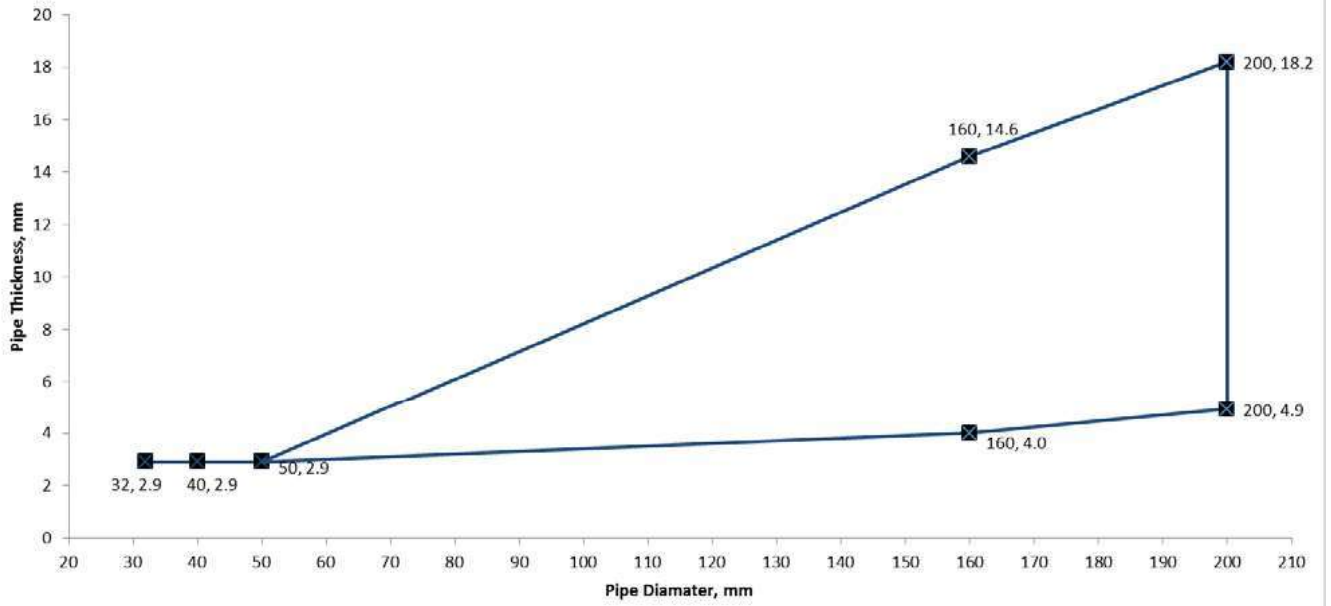
### A.3.1.2 PP pipes with fischer FiPW-E Pipe Wrap installed within both sides of flexible or rigid wall

PP pipes according to EN 1451 with fischer FiPW-E Pipe Wrap.

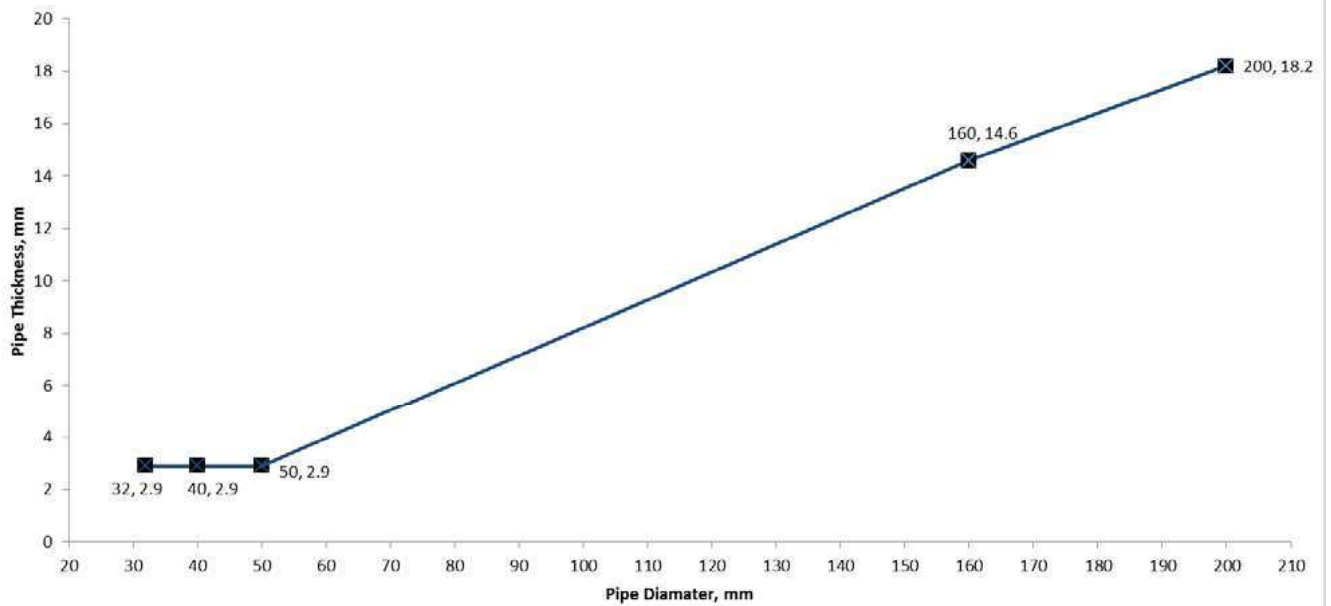
<b>fischer FiPW-E Pipe Wrap, Friction Fitted Flush to Both Sides of Flexible or Rigid Wall (min 100 mm thick) PP Pipes</b>			
<b>Penetration Specification</b>	<b>Wrap Size / Number</b>	<b>Annulus Space (mm)</b>	<b>Classification</b>
PP Pipe 32 mm $\varnothing$ 2.9 mm wall thickness	1 off 40 mm (W) x 2 mm (T)	4	<b>EI 120 U/C</b>
PP Pipe 40 mm $\varnothing$ 2.9 mm wall thickness			
PP Pipe 50 mm $\varnothing$ 2.9 mm wall thickness			
PP Pipe 160 mm $\varnothing$ 4.0 mm wall thickness	4 off 40 mm (W) x 2 mm (T)	10	<b>E 120U/C</b>
PP Pipe 160 mm $\varnothing$ 14.6 mm wall thickness			<b>EI 120 U/C</b>
PP Pipe 200 mm $\varnothing$ 4.9 mm wall thickness	5 off 40 mm (W) x 2 mm (T)	12	<b>E 120U/C</b>
PP Pipe 200 mm $\varnothing$ 18.2 mm wall thickness			<b>EI 120 U/C</b>
PP Pipe 250 mm $\varnothing$ 10.1 mm wall thickness	6 off 40 mm (W) x 2 mm (T)	14	<b>E 120U/C</b> <b>EI 20U/C</b>



**Plastic Pipes PP according to EN 1451, U/C, wall  $\geq$  100 mm - E 120, EI 90**



**Plastic Pipes PP according to EN 1451, U/C, wall  $\geq$  100 mm - EI 120**





### A.3.1.3 PE pipes with fischer FiPW-E Pipe Wrap installed within both sides of flexible or rigid wall

PE pipes according to EN ISO 15494 with fischer FiPW-E Pipe Wrap.

<b>fischer FiPW-E Pipe Wrap, Friction Fitted Flush to Both Sides of Flexible or Rigid Wall (min 100 mm thick) PE Pipes</b>			
<b>Penetration Specification</b>	<b>Wrap Size / Number</b>	<b>Annulus Space (mm)</b>	<b>Classification</b>
PE Pipe 32 mm ø 2.9 mm wall thickness	1 off 40 mm (W) x 2 mm (T)	4	<b>EI 120 U/C</b>
PE Pipe 40 mm ø 2.9 mm wall thickness			
PE Pipe 50 mm ø 2.9 mm wall thickness			
PE Pipe 160 mm ø 4.9 mm wall thickness	4 off 40 mm (W) x 2 mm (T)	10	<b>EI 15 U/C</b>
PE Pipe 160 mm ø 9.5 mm wall thickness			<b>EI 90 U/C</b>
PE Pipe 200 mm ø 4.9 mm wall thickness	5 off 40 mm (W) x 2 mm (T)	12	<b>EI 15 U/C</b>
PE Pipe 200 mm ø 18.4 mm wall thickness			<b>EI 120 U/C</b>

