

## DÉCLARATION DES PERFORMANCES

### DoP-FS-1003

pour fischer FFRS Fire Rated Silicone (Produits coupe-feu et résistants au feu : calfeutrement d'ouvertures et de joints linéaires)

FR

- |  |  |
|--|--|
| 1. <u>Code d'identification unique du type de produit:</u>                             | DoP-FS-1003  |
| 2. <u>Usage(s) prévu(s):</u>   | Maintien de l'intégrité et de la performance d'isolation d'un ou plusieurs éléments de compartimentage au feu au niveau des discontinuités linéaires pendant une durée déterminée, voir annexes, en particulier les annexes 1. |
| 3. <u>Fabricant:</u>   | fischerwerke GmbH & Co. KG, Klaus-Fischer-Str. 1, 72178 Waldachtal, Allemagne  |
| 4. <u>Mandataire:</u>  | -  |
| 5. <u>Système(s) d'évaluation et de vérification de la constance des performances:</u> | 1  |
| 6. <u>Document d'évaluation européen:</u>  | EAD 350141-00-1106   |
| Evaluation Technique Européenne:   | ETA-20/1102; 2020-12-11  |
| Organisme d'évaluation technique:  | ETA-Danmark A/S  |
| Organisme(s) notifié(s):   | 2531 – DBI Certification A/S   |
| 7. <u>Performance(s) déclarée(s):</u>  |  |
| <b><u>Sécurité en cas d'incendie (BWR 2)</u></b>                                       |  |
| Réaction au feu: Classe E  |  |
| Résistance au feu: Annexes 6-17  |  |
| <b><u>Hygiène, santé et environnement (BWR 3)</u></b>                                  |  |
| Contenu, émission et/ou rejet de substances dangereuses: Annexe 3                      |  |
| Perméabilité à l'air (propriété du matériau): NPD                                      |  |
| Perméabilité à l'eau (propriété du matériau): NPD                                      |  |
| <b><u>Sécurité d'utilisation (BWR 4)</u></b>   |  |
| Résistance mécanique et stabilité: NPD   |  |
| Résistance aux chocs/mouvement: NPD  |  |
| Adhérence: NPD   |  |
| Durabilité: Annexe 3   |  |
| Capacité de mouvement: Annexes 6-17  |  |
| Mouvement cyclique des calfeutrements périphériques pour les murs rideaux: NPD         |  |
| Déformation rémanente à la compression: NPD  |  |
| Allongement linéaire à la pose: NPD  |  |
| <b><u>Protection contre le bruit (BWR 5)</u></b>                                       |  |
| Isolation aux bruits aériens: NPD  |  |
| <b><u>Économie d'énergie et isolation thermique (BWR 6)</u></b>                        |  |
| Propriétés thermiques: NPD   |  |
| Perméabilité à la vapeur d'eau: NPD  |  |
| 8. <u>Documentation technique appropriée et/ou documentation technique spécifique:</u> | -  |

Les performances du produit identifié ci-dessus sont conformes aux performances déclarées. Conformément au règlement (UE) no 305/2011, la présente déclaration des performances est établie sous la seule responsabilité du fabricant mentionné ci-dessus.

Signé pour le fabricant et en son nom par:



Dr.-Ing. Oliver Gelbig, Directeur Général Business Units & Ingénierie  
Tumlingen, 2020-12-18



Jürgen Grün, Directeur Général Chimie & Qualité

Cette DoP a été préparée en plusieurs langues. En cas de différend relatif à l'interprétation, la version anglaise prévaudra.

L'annexe comprend des informations volontaires et complémentaires en langue anglaise dépassant les exigences légales (spécifiées de manière neutre).

## 1 Technical Description of the Product

- 1) fischer FFRS Fire Rated Silicone is a silicone-based sealant used to form linear gap seals where gaps are present in floor and wall constructions.
- 2) The fischer FFRS Fire Rated Silicone is supplied in liquid form contained within 31 0ml & 83 0ml cartridges, 600 ml sausages and 200 litre drums.
- 3) PE backing rod, reference fischerwerke GmbH & Co.KG PE (RtF class F) is utilised as a depth gauge.

## 2 Specification of the intended use(s) in accordance with the applicable European Assessment Document (hereinafter EAD)

The intended use of fischer FFRS Fire Rated Silicone is to reinstate the fire resistance performance of gaps in and joints between joints in rigid floor constructions.

The specific elements of construction that the fischer FFRS Fire Rated Silicone may be used to provide a gap or joint seal in, are as follows:

Rigid Floor s:	The floor must have a minimum thickness of 150 mm and comprise concrete, aerated concrete or masonry, with a minimum density of 650 kg/m <sup>3</sup> .
Rigid walls :	The wall must have a minimum thickness of 150 mm and comprise concrete, aerated concrete or masonry, with a minimum density of 650 kg/m <sup>3</sup> .

The supporting construction must be classified in accordance with EN 13501-2 for the required fire resistance period.

- 4) The fischer FFRS Fire Rated Silicone may be used to provide a linear joint or gap seal with specific supporting constructions and substrates (for details see Annex C).
- 5) The maximum permitted joint/gap width for fischer FFRS Fire Rated Silicone is 60 mm.
- 6) The maximum movement capability of fischer FFRS Fire Rated Silicone is  $\leq 7.5\%$
- 7) The provisions made in this European Technical Assessment are based on an assumed working life of the fischer FFRS Fire Rated Silicone of 10 years, The indications given on the working life cannot be interpreted as a guarantee given by the producer or the Technical Assessment Body, but are to be regarded only as a means for choosing the right products in relation to the expected economically reasonable working life of the works.

### Use Category

Type X: Intended for use in conditions exposed to weathering.

### 3 Performance of The Product And References To The Methods Used For Its Assessment

<b>BWR</b>	<b>Characteristic</b>	<b>Assessment of characteristic</b>
<b>2</b>	<b>Safety in case of fire</b>	
	Reaction to fire	See Clause 1.1
	Resistance to fire	See clause 1.2
<b>3</b>	<b>Hygiene, Health and the Environment</b>	
	Dangerous substances	See clause 2.1
<b>4</b>	<b>Safety and accessibility in use</b>	
	Durability and serviceability	See clause 3.1

#### 3.1 Safety in case of fire

##### 3.1.1 Reaction to fire

fischer FFRS Fire Rated Silicone is classified 'E' in accordance with EN 13501-1.

##### 3.1.2 Resistance to fire

fischer FFRS Fire Rated Silicone has been tested in accordance with BS EN 1366-4: 2006 based upon the test results and the field of direct application specified within EN 1366-4: 2006, the system Fischer FFRS Fire Rated Silicone has been classified in accordance with EN 13501-2, as given in Annex C:

The seals may only be used in the elements of construction described in Annex C and against the substrates described in Annex C.

Provisions shall be taken such that floor joint seals cannot be stepped on e.g. by covering with wire mesh or floor finishes.

## **3.2 Hygiene, Health and the environment.**

### **3.2.1. Content and release of Dangerous Substances**

The applicant has submitted a written declaration that the product and/or constituents of the product contains no substances which have been classified as dangerous according to Directive 67/548/EEC and Regulation (EC) No. 1272/2008 and listed in the 'indicative list on dangerous substances' of the EGDS – taking into account the installation conditions of the construction product and the release scenarios resulting from there.

In addition to the specific clauses relating to dangerous substances contained in this European Technical Assessment, there may be other requirements applicable to the products falling within its scope (e.g. transposed European legislation and national laws, regulations and administrative provisions). In order to meet the provisions of the Construction Products Regulation, these requirements need also to be complied with, when and where they apply.

The use category of fischer FFRS Fire Rated Silicone in relation to BWR 3 (Hygiene, health and environment) is IA1, S/W3

## **3.3 Safety and accessibility in use**

### **3.3.1 Durability**

fischer FFRS Fire Rated Silicone has been tested in accordance with EOTA Technical Report - TR024 – Edition November 2006, for the type X use category specified in EAD 351141-00-1106 Linear Joint and Gap Seals, and the results of the tests have demonstrated suitability for linear joint seals intended for use in conditions exposed to weathering.

#### **4 Assessment and verification of constancy of performance (hereinafter AVCP) system applied, with reference to its legal base**

According to the decision 1999/454/EC of the European Commission the system of assessment and verification of constancy of performance (see Annex V to the Regulation (EU) No 305/2011) given in the following table apply:

<b>Products</b>	<b>Intended use/s</b>	<b>AVCP System</b>
Fire stopping and fire sealing products	For fire compartmentation and/or fire protection or fire performance	System 1

# **Annex A**

## **Reference Documents**

EN 13501-1	Fire classification of construction products and building elements – Part 1: Classification using test data from reaction to fire tests
EN 13501-2	Fire classification of construction products and building elements – Part 2: Classification using test data from fire resistance tests
EOTA TR 024	Characterisation, Aspects of Durability and Factory Production Control for Reactive Materials, Components and Products

## Annex B

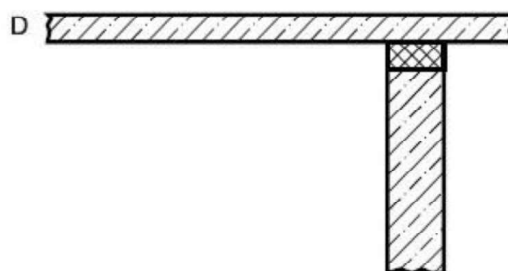
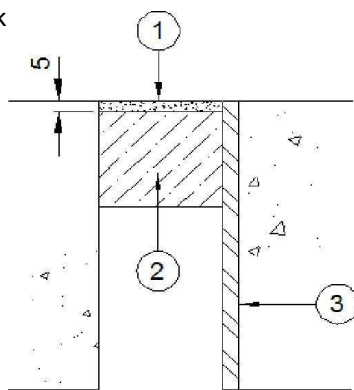
### Resistance to Fire Classification of fischer FFRS Fire Rated Silicone

#### B.1 Rigid floor constructions according to 2.2.1 with thickness of minimum 150 mm

##### B.1.1 Masonry to Steel Unexposed Face

Construction details:

1. fischer FFRS Fire Rated Silicone
2. Rockwool min. 50 mm (45 kg/m<sup>3</sup>)
3. Steel Substrate 8 mm thick



Key



joint seal



wall or floor – section

A tested linear joint in a horizontal test construction.

D direct field of application according to EN 1366-4:2006 Table 1 and figure 12: horizontal wall joint abutting a floor, ceiling or roof.

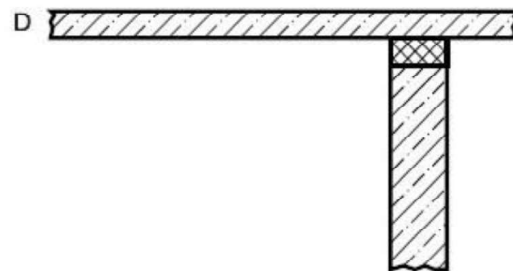
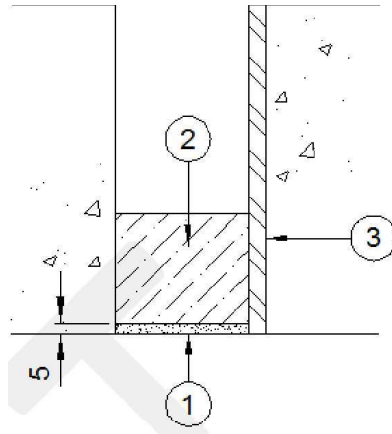
##### B.1.1.1

fischer FFRS Fire Rated Silicone Linear Joint Seals in Rigid Floors 150 mm thick (min.)	
Depth Sealant	Classification
5mm	E240 EI30 – H – X – F – W 00-60

## B2.1 Masonry to Steel Exposed Face

Construction details:

1. fischer FFRS Fire Rated Silicone
2. Rockwool min. 50 mm (45 kg/m<sup>3</sup>)
3. Steel Substrate 8 mm thick



Key



joint seal



wall or floor – section

A tested linear joint in a horizontal test construction.

D direct field of application according to EN 1366-4:2006 Table 1 and figure 12: horizontal wall joint abutting a floor, ceiling or roof.

### B.2.1.1

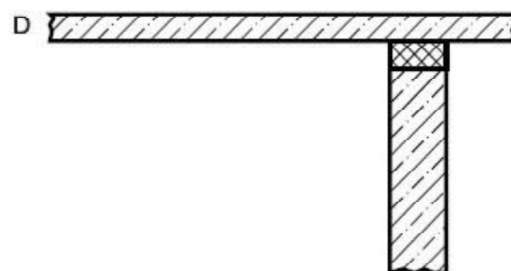
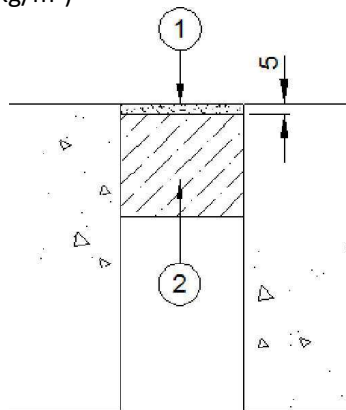
fischer FFRS Fire Rated Silicone Linear Joint Seals in Rigid Floors 150 mm thick (min.)	
Depth Sealant	Classification
5mm	E240 EI60 – H – X – F – W 00-60



## B 2.2.1 Masonry to Masonry Unexposed Face

Construction details:

1. fischer FFRS Fire Rated Silicone
2. Rockwool min. 50 mm (45 kg/m<sup>3</sup>)



**Key**



joint seal



wall or floor – section

A tested linear joint in a horizontal test construction.

D direct field of application according to EN 1366-4:2006 Table 1 and figure 12: horizontal wall joint abutting a floor, ceiling or roof.

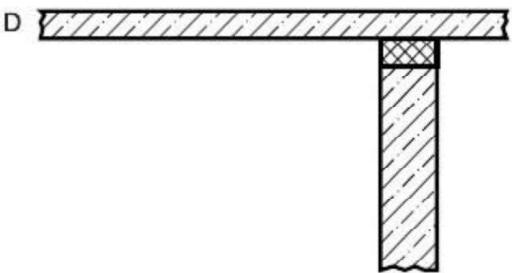
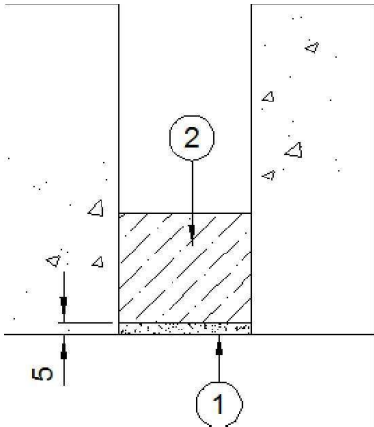
## B.2.2.2

fischer FFRS Fire Rated Silicone Linear Joint Seals in Rigid Floors 150 mm thick (min.)	
Depth Sealant	Classification
5mm	E240 EI60 – H – X – F – W 00-60

### B.3 Masonry to Masonry Exposed Face

Construction details:

- 1. fischer FFRS Fire Rated Silicone
- 2. Rockwool min. 50 mm (45 kg/m<sup>3</sup>)



#### Key



joint seal



wall or floor – section

A tested linear joint in a horizontal test construction.

D direct field of application according to EN 1366-4:2006 Table 1 and figure 12:  
horizontal wall joint abutting a floor, ceiling or roof.

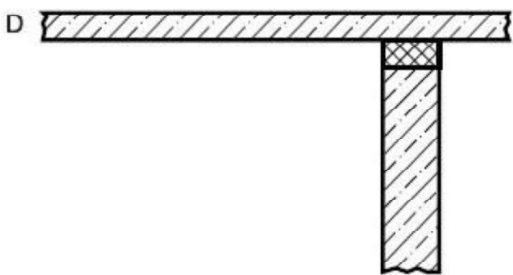
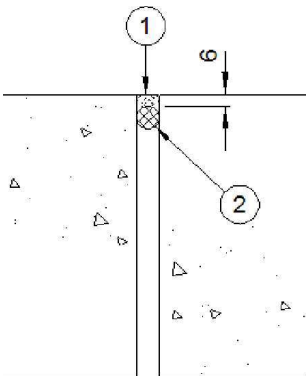
#### B.3.1

fischer FFRS Fire Rated Silicone Linear Joint Seals in Rigid Floors 150 mm thick (min.)	
Depth Sealant	Classification
5mm	E120 EI60 – H – X – F – W 00-60

### B3.1.1 Masonry to Masonry Unexposed Face

Construction details:

- 1. fischer FFRS Fire Rated Silicone
- 2. PE Backing Rod



Key



joint seal



wall or floor – section

A tested linear joint in a horizontal test construction.

D direct field of application according to EN 1366-4:2006 Table 1 and figure 12: horizontal wall joint abutting a floor, ceiling or roof.

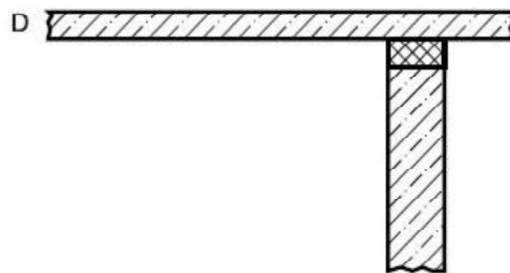
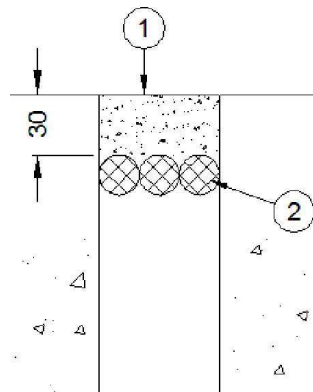
### B.3.1.2

fischer FFRS Fire Rated Silicone Linear Joint Seals in Rigid Floors 150 mm thick (min.)	
Depth Sealant	Classification
6mm	E240 EI120 – H – X – F – W 00-12

### B 3.2.1 Masonry to Masonry Unexposed Face

Construction details:

1. fischer FFRS Fire Rated Silicone
2. PE Backing Rod



Key



joint seal



wall or floor – section

A tested linear joint in a horizontal test construction.

D direct field of application according to EN 1366-4:2006 Table 1 and figure 12: horizontal wall joint abutting a floor, ceiling or roof.

### B.3.2.2

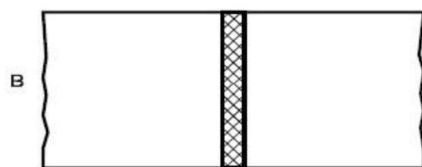
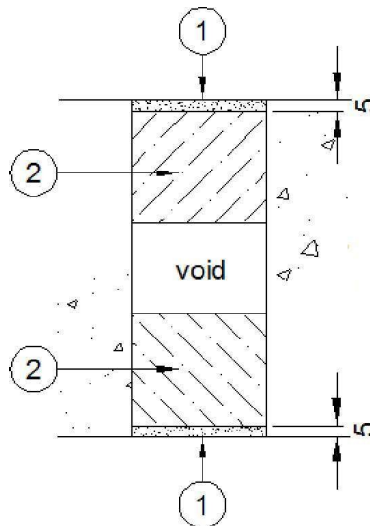
fischer FFRS Fire Rated Silicone Linear Joint Seals in Rigid Floors 150 mm thick (min.)	
Depth Sealant	Classification
30mm	E240 EI90 – H – X – F – W 00-60

## B.4 Rigid wall constructions according to 2.2.1 with thickness of minimum 150 mm

### B.4.1 Masonry to Masonry Both Faces

Construction details:

1. fischer FFRS Fire Rated Silicone
2. Rockwool min. 50 mm (45 kg/m<sup>3</sup>)



Key



joint seal



wall – front view

B tested vertical linear joint in a vertical test construction, and  
direct field of application according to EN 1366-4:2006 Table 1 and figure 12

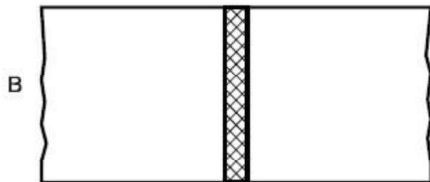
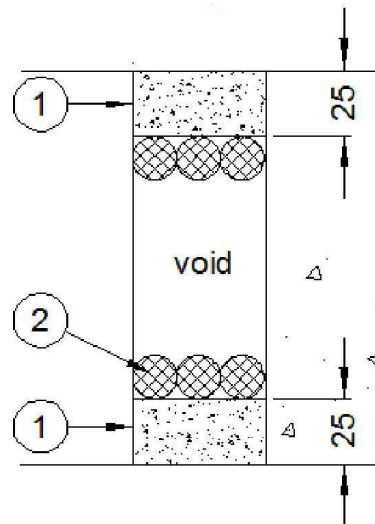
#### B.4.1.1

fischer FFRS Fire Rated Silicone Linear Joint Seals in Rigid Walls 150 mm thick (min.)	
Depth Sealant	Classification
5mm	EI240 – V – X – F – W 00-60

## B 4.1.2 Masonry to Masonry Both Faces

Construction details:

1. fischer FFRS Fire Rated Silicone
2. PE Backing Rod



Key



joint seal



wall – front view

B tested vertical linear joint in a vertical test construction, and  
direct field of application according to EN 1366-4:2006 Table 1 and figure 12

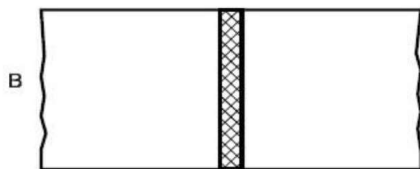
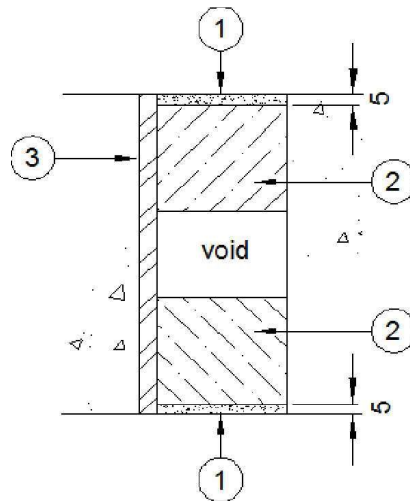
### B.4.2.1

fischer FFRS Fire Rated Silicone Linear Joint Seals in Rigid Walls 150 mm thick (min.)	
Depth Sealant	Classification
25mm	EI240 – V – X – F – W 00-50

## B 4.2.2 Masonry to Steel Both Faces

Construction details:

1. fischer FFRS Fire Rated Silicone
2. Rockwool min. 50 mm (45 kg/m<sup>3</sup>)
3. Steel Substrate 8mm Thick



**Key**



joint seal



wall – front view

B tested vertical linear joint in a vertical test construction, and direct field of application according to EN 1366-4:2006 Table 1 and figure 12

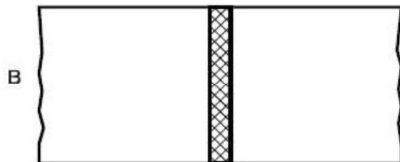
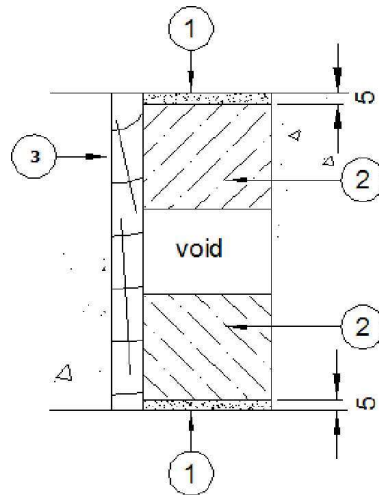
### B.4.2.3

fischer FFRS Fire Rated Silicone Linear Joint Seals in Rigid Walls 150 mm thick (min.)	
Depth Sealant	Classification
5mm	E240 EI60 – V – X – F – W 00-60

#### B.4.2.4 Masonry to Softwood Both Faces

Construction details:

1. fischer FFRS Fire Rated Silicone
2. Rockwool min. 50 mm (45 kg/m<sup>3</sup>)
3. Softwood



Key



joint seal



wall – front view

B tested vertical linear joint in a vertical test construction, and  
direct field of application according to EN 1366-4:2006 Table 1 and figure

#### B.4.2.5

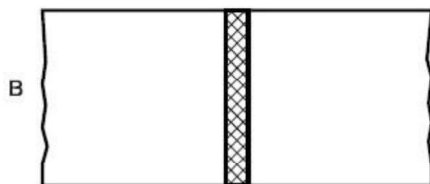
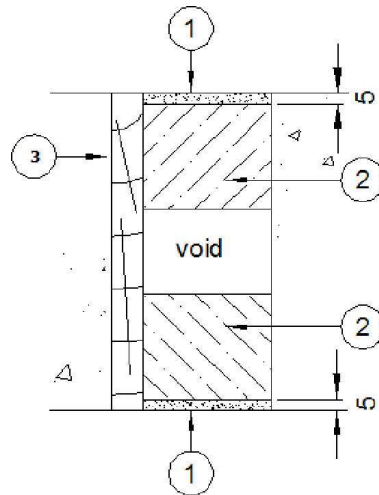
fischer FFRS Fire Rated Silicone Linear Joint Seals in Rigid Walls 150 mm thick (min.)	
Depth Sealant	Classification
5mm	EI180 – V – X – F – W 00-60



### B.4.2.6 Masonry to Hardwood Both Faces

Construction details:

1. fischer FFRS Fire Rated Silicone
2. Rockwool min. 50 mm (45 kg/m<sup>3</sup>)
3. Hardwood



**Key**



joint seal



wall – front view

B tested vertical linear joint in a vertical test construction, and  
direct field of application according to EN 1366-4:2006 Table 1 and figure 12

### B.4.2.7

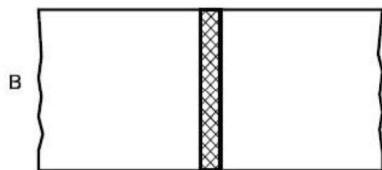
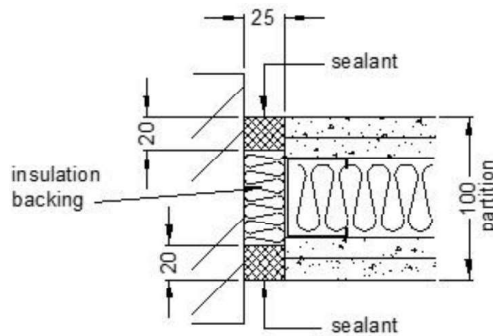
fischer FFRS Fire Rated Silicone Linear Joint Seals in Rigid Walls 150 mm thick (min.)	
Depth Sealant	Classification
5mm	EI180 – V – X – F – W 00-60

## B.5 Rigid wall constructions according to 2.2.1 with thickness of minimum 100 mm

### B.5.1 Masonry to Plasterboard Both Faces

Construction details:

1. fischer FFRS Fire Rated Silicone
2. Rock fibre 45 kg/m<sup>3</sup>



Key



joint seal



wall – front view

B tested vertical linear joint in a vertical test construction, and  
direct field of application according to EN 1366-4:2006 Table 1 and

#### B.5.1.1

fischer FFRS Fire Rated Silicone Linear Joint Seals in Rigid Walls 100 mm thick (min.)	
Depth Sealant	Classification
20mm	EI120 – V – X – F – W 00-25