

UL-EU CERTIFICATE

Certificate No. UL-EU-00878-A1

Page 1/8

Date of Issue 2015-09-16

Certificate Holder FISCHERWERKE GMBH & CO KG
Klaus-Fischer-Strasse 1
72178, Waldachtal
Deutschland

Manufacturer A/009

Certified Product Type Fire Stop - Sealant

Product Trade Name Fischer FiAM Intumescent Acoustic Mastic

Trademark N/A

Rating/Classification See Appendix

Harmonised Technical Specifications

Supporting Documentation

Additional information

Expiry date

ETAG 026-2 / ETAG 026-3 / EN 13501-2

ETA 14/0378, ETA 14/0379, EC – CERTIFICATE OF
CONSTANCY OF PERFORMANCE - 1121 – CPR –
JA0544

N/A

2025-09-03



Certification Manager

Chris Miles

This is to certify that representative samples of the Certified Product listed above have been investigated by Underwriters Laboratories to the Standard(s) indicated on this Certificate, in accordance with the UL Global Services Agreement and the UL-EU Mark Service Terms and Conditions ("Agreement"). The Certificate Holder is entitled to use the UL-EU Mark for the Certified Product listed on the certificate and manufactured at the production site(s) listed, in accordance with the terms of the Agreement. Only those products bearing the UL-EU Mark for Europe should be considered as being covered by UL's UL-EU Mark Service. This Certificate shall remain valid through the Expiration date, unless a Standard identified on this Certificate is amended or withdrawn prior to that date or there is a non-compliance with the Agreement.



www.ul.com

Appendix UL-EU CERTIFICATE

Certificate No. UL-EU-00878-A1
Page 2/8
Date of Issue 2015-09-16

This certificate relates to the use of Fischer FiAM Intumescent Acoustic Mastic Sealant for fire stopping where there are joints in or between walls & floors or service penetrations through floors and walls. The detailed scope is given in pages 3 to 7 of this Certificate. This shows the thickness and acceptable dimensions, substrates and orientations required to provide fire resistance periods of up to 240 minutes for differing services and wall/floor constructions.

The product is certificated on the basis of:

- i) ETA 14/0378, ETA 14/0379
- ii) EC – CERTIFICATE OF CONSTANCY OF PERFORMANCE 1121 – CPR – JA0544
- iii) Inspection and surveillance of factory production control by UL
- iv) Fire resistance test data in accordance with EN 1366-3: 2009 and 1366-4: 2006
- v) Classification in accordance with EN 13501-2
- vi) Durability and Servicability as defined in ETAG 026-2 and ETAG 026-3

The movement capability of Fischer FiAM Intumescent Acoustic Mastic joint seals is restricted to $\leq 7.5\%$

The durability class of Fischer FiAM Intumescent Acoustic Mastic is Z₁ - intended for use at internal conditions with high humidity, excluding temperatures below 0°C



Appendix UL-EU CERTIFICATE

Certificate No. UL-EU-00878-A1
 Page 3/7
 Date of Issue 2015-09-16

Product-type: Sealant		Intended use: Linear Joint & Gap Seal/Penetration Seal
Basic requirement for construction work	Basic Requirement	Performance
BWR 1 Mechanical resistance and stability		
-	None	Not relevant
BWR 2 Safety in case of fire		
EN 13501-1	Reaction to fire	Class F
EN 13501-2	Resistance to fire	See pages 6 - 8
BWR 3 Hygiene, health and environment		
EN 1026:2000	Air permeability (material property)	See page 4
ETAG 026-3, Annex C	Water permeability (material property)	No performance determined
Declaration of manufacturer	Release of dangerous substances	Declaration of manufacturer
BWR 4 Safety in use		
EOTA TR 001:2003	Mechanical resistance and stability	No performance determined
EOTA TR 001:2003	Resistance to impact/movement	No performance determined
EOTA TR 001:2003 ISO 11600	Adhesion	No performance determined
BWR 5 Protection against noise		
EN 10140-2/ EN ISO 717-1	Airborne sound insulation	Rw(C;Ctr)= 38 (-2;-7) dB*
EN 10140-3/ EN ISO 717-2	Impact sound insulation	No performance determined
BWR 6 Energy economy and heat retention		
EN 12664, EN 12667 or EN 12939	Thermal properties	No performance determined
EN ISO 12572 EN 12086	Water vapour permeability	No performance determined
General aspects relating to fitness for use		
ISO 8339: 2005, ISO 9046: 2004 & ISO 7389: 2003	Durability and serviceability	Z ₁
BWR 7 Sustainable use of natural resources		
-	-	No performance determined

* As given in ETA, see page 5 for additional ratings



Appendix UL-EU CERTIFICATE

Certificate No. UL-EU-00878-A1
 Page 4/7
 Date of Issue 2015-09-16

Fischer FiAM Intumescent Acoustic Mastic: Air Permeability according to BS EN 1314-1

Pressure (Pa)	Results under positive chamber pressure		Results under negative chamber pressure	
	Leakage (m ³ /h)	Leakage (m ³ /m ² /h)	Leakage (m ³ /h)	Leakage (m ³ /m ² /h)
50	0.0	0.0	0.0	0.0
100	0.0	0.0	0.0	0.0
150	0.0	0.0	0.1	2.8
200	0.0	0.0	0.1	2.8
250	0.0	0.0	0.1	2.8
300	0.0	0.0	0.0	0.0
450	0.1	2.8	0.1	2.8
600	0.1	2.8	0.1	2.8

Fischer FiAM Intumescent Acoustic Mastic: Analytical VOC Results

Solid content % mass	Water content, % mass	Exempt compounds, % mass	VOC less water less exempt compounds, g/l	VOC limit g/l
76.8	2**	0***	350	750*

* VOC limit for other sealants

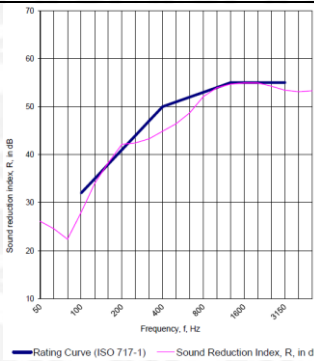
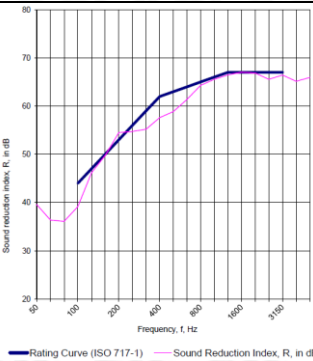
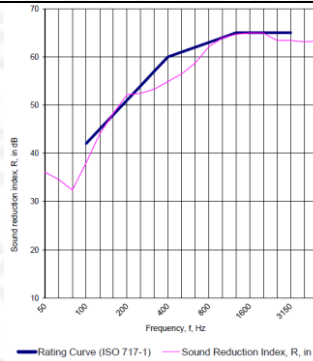
** Given by client

*** No information about exempt compounds. Set to zero.



Appendix UL-EU CERTIFICATE

Certificate No. UL-EU-00878-A1
 Page 5/8
 Date of Issue 2015-09-16

Fischer FiAM Intumescent Acoustic Mastic: Acoustic performance according to BS EN ISO 10140-2:2010			
Configuration	$R_w(C; C_{tr})$ Specimen only, 1m ²	$R_w(C; C_{tr})$ Partition & Specimen, 14.2m ²	D_{new} Partition & Specimen, 14.2m ²
Fischer FiAM Intumescent Acoustic Mastic Sealant on source room side of wall, 15mm deep x 60mm wide x 2000mm high, with 55mm deep Stonewool (60kg/m ³)	51 (-1; -6)	63 (-1; -7)	61 (-1; -6)
			
Fischer FiAM Intumescent Acoustic Mastic Sealant on source room side of wall, 25mm deep x 60mm wide x 2000mm high, with 55mm deep Stonewool (60kg/m ³)	51 (-1; -6)	63 (-1; -7)	61 (-1; -6)



Appendix UL-EU CERTIFICATE

Certificate No. UL-EU-00878-A1
 Page 6/8
 Date of Issue 2015-09-16

Fischer FiAM Intumescent Acoustic Mastic – Fire Resistance Classification according to EN 13501-2								
Configuration			Head of Drywall					
Substrate	Minimum wall Thickness (mm)	Maximum Gap Size (mm)	Seal Position	Minimum Seal Depth (mm)	Backing Material	Minimum Backing Depth (mm)	Fire Resistance (mins.)	
							E	EI
Gypsum board/ concrete	120	20	Both Sides	25	Steel head track	70	120	120
Configuration			Edge of Drywall					
Substrate	Minimum wall Thickness (mm)	Maximum Gap Size (mm)	Seal Position	Minimum Seal Depth (mm)	Backing Material	Minimum Backing Depth (mm)	Fire Resistance (mins.)	
							E	EI
Gypsum board/ concrete	120	20	Both Sides	25	Steel side track/stud	20	120	120
	120	20	Both Sides	12.5	PE backing rod	20	120	120
Configuration			Wall to Wall Joint (rigid wall)					
Substrate	Minimum wall Thickness (mm)	Maximum Gap Size (mm)	Seal Position	Minimum Seal Depth (mm)	Backing Material	Minimum Backing Depth (mm)	Fire Resistance (mins.)	
							E	EI
Concrete/ concrete	100	20	One Side	10	PE backing rod	20	120	45
		50		25		50	120	60
Concrete/ steel		20		10		20	120	20
		50		50		50	45	30
Concrete/ softwood		20		10		20	30	20
		50		50		50	45	45
Configuration			Floor to Floor/Wall Joint (rigid floor/wall)					
Substrate	Minimum floor Thickness (mm)	Maximum Gap Size (mm)	Seal Position	Minimum Seal Depth (mm)	Backing Material	Minimum Backing Depth (mm)	Fire Resistance (mins.)	
							E	EI
Concrete/ concrete	150	20	One Side	10	PE backing rod	20	240	45
		50		25		50	240	90
Concrete/ steel		20		10		20	120	20
		50		50		50	240	90
Concrete/ softwood		20		10		20	30	30
		50		50		50	45	45



Appendix UL-EU Certificate

Certificate No. UL-EU-00878-A1

Page 7/8

Date of Issue 2015-09-16

Fischer FiAM Intumescent Acoustic Mastic: Service Penetration Seals in Drywalls and Masonry Walls										
Substrate	Minimum Wall Thickness (mm)	Seal size around service(s)	Penetrating Services	Seal Position	Minimum Seal Depth (mm)	Backing Material	Minimum Backing Depth (mm)	Service insulation	Fire Resistance (mins.)*	
									E	EI
Gypsum board	120	10mm annular gap	Copper/Steel pipe 15 mm Ø, 0.8-7.4 mm wall	Both Sides	25	N/A	N/A	N/A	120	120
			Copper/Steel pipe 40 mm Ø, 0.8-14.2 mm wall						120	15
			Copper/Steel pipe 40-159 mm Ø, 1.8-14.2 mm wall						120	0
			Copper/Steel pipe 40 mm Ø, 0.8-14.2 mm wall						120	90
			Copper/Steel pipe 40-159 mm Ø, 1.8-14.2 mm wall						120	20
		490 x 100 mm	Electrical cables up to 21 mm Ø on perforated steel tray 450 x 50 mm	N/A	N/A	N/A	120	90		
		200 x 100 mm	Electrical cables 21-50 mm Ø				90	60		

* all pipe classifications are pipe end configuration C/U



Appendix UL-EU Certificate

Certificate No. UL-EU-00878-A1
Page 8/8
Date of Issue 2015-09-16

The UL-EU Mark, as displayed below, shall appear on certified products only. Minimum size is not specified, as long as the Mark is legible. The following is suggested.



The minimum height of the registered trademark symbol ® shall be 1 mm. When the overall diameter of the UL-EU Mark is less than 9.5 mm, the trademark symbol may be omitted if it is not legible to the naked eye.

The UL-EU Mark may appear on a label, nameplate, or may be cast, stamped or molded into the product. When appearing on a label or nameplate, the Manufacturer's name or trademark along with a model number are also required on that same label or nameplate. If cast, stamped or molded, the Certificate Manufacturer's name or trademark and model number shall also appear elsewhere on the product.

All content shall be in accordance with the details provided on this UL-EU Certificate.

PROCUREMENT

The Production site may reproduce the Mark or obtain it from a UL authorized supplier. The list of UL authorized suppliers can be found on UL's online directory at www.ul.com.

